

HOTEL SUPPLIES

YirouFang Textile Manufacture Co.,Ltd.



Visit Factory

360° VR panoramas we provide



2018-8-15

<http://www.yrftextile.com>

Email: info@yrftextile.com



YRF
HOTEL SUPPLY

Quality aluminium alloy blinds

THE ULTIMATE IDEAL OF SCIENCE AND TECHNOLOGY IS TO CHANGE LIFE QUALITY LIFE BEGINS WITH US TAKE SERIOUSLY EVERY PERFECT ENJOYMENT OF ALUMINIUM ALLOY BLINDS TO THE BEST OF YOU

Newly
upgraded

180 °
rotatable

Aluminium
alloy blinds

Waterproof
and rustproof



Aluminium alloy venetian blinds




Just two minutes, easy installation

Simple steps to save time and effort




- 1** Wipe the position to be pasted and keep it dry



- 2** Tear off the backing adhesive of left and right holders



- 3** Paste the left and right holders in parallel



- 4** Tighten the nuts and fasten venetian blinds

Walls for installing drilling-free type



smooth ceramic tile



Smooth marble



Glass surface



Smooth metal

and other
smooth walls

Walls not suitable for drilling-free type



Rough ceramic tile



Painted wall



Gypsum wall



paper wall

And other
rough walls

Notes: The drilling-free type is only suitable for a single window which is less than 120cm wide and the curtain will be installed in the window frame (with depth over 3cm).

Product information





Selected quality aluminium alloy blinds, seriously grasp details of each step



Product information

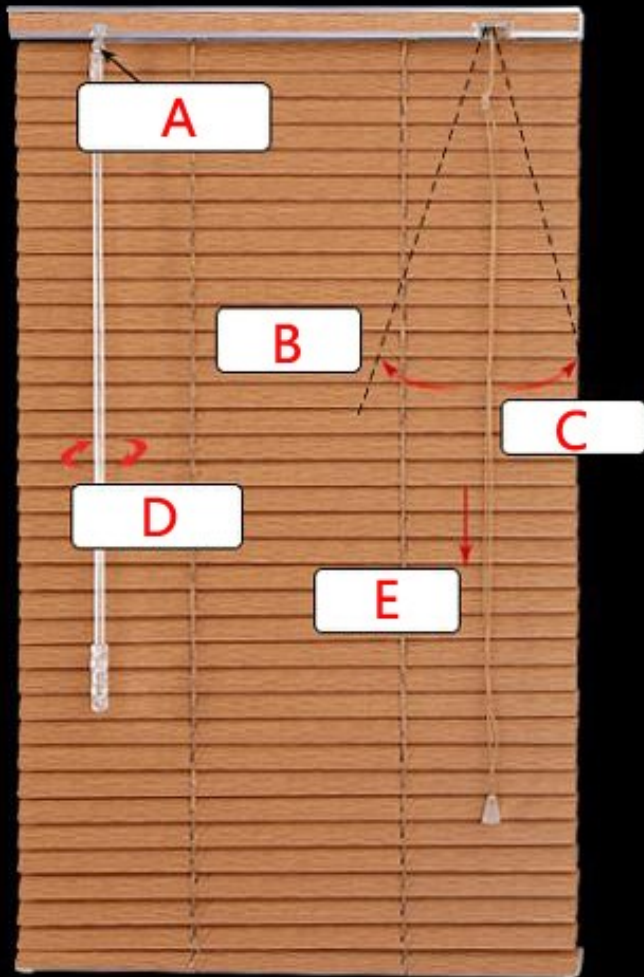
IMPORT QUALITY, EXQUISITE WORKMANSHIP,
ONLY TO MEET YOUR PURSUIT OF LIFE, TO CREATE YOUR OWN UNIQUE LIVING SPACE

Product name	Venetian blinds
Material of blinds and track	completely aluminium alloy
Draw cord:	100 nylon, including break-proof wires
Mounting mode	top mounting, back mounting, side mounting
Customizable range	Unlimited width(35cm-230cm) and height


Pricing mode: total price= width(m) X height(m) X unit price

Notes: The product is priced by square meter. If less than one square meter, it is calculated as one square meter. If over one square meter, it is calculated based on actual square number.

Draw cord with rotatable rod




Two-in-one system



- A: Insert the daylighting adjusting rod after in stallation
- B: Stretch the cord 45 degrees to the left to lower the curtain.
- C: Stretch the cord to the right to lock the curtain in place
- D: Rotate the rod to open or close the blinds.
- E: Pull down the cord to pull the curtain up

- A: Cord buckle
- B: Rotate the handle left and right to make the curtain open and close
- C: Pull the handle to lower the curtain down
- D: Pull the cord to raise the whole curtain up





YRF
HOTEL SUPPLY





YRF
HOTEL SUPPLY



YRF
HOTEL SUPPLY



YRF
HOTEL SUPPLY



YRF
HOTEL SUPPLY

